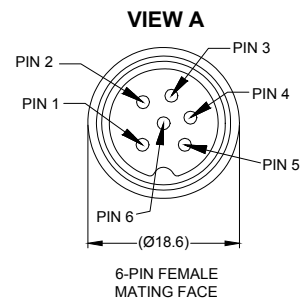
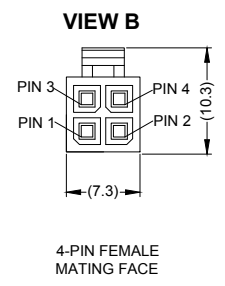


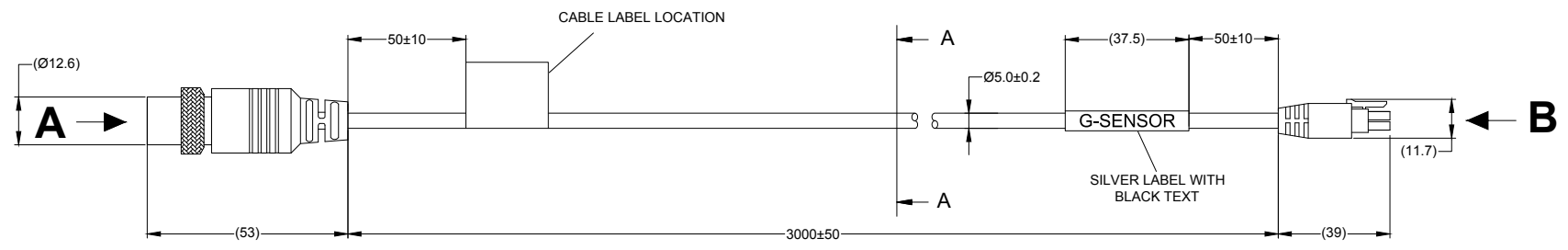
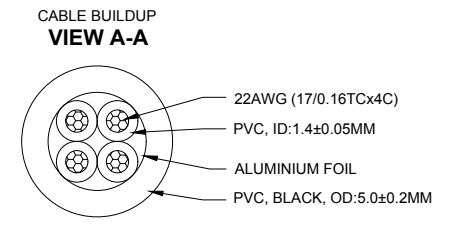
Revision Notes.				
R1 -				
APA: -	Drawn:-	Checked:-	Approved:-	Date: -



PIN #	WIRE COLOUR	DESCRIPTION
1	RED	+5V
2	WHITE	485B
3	N.C.	N.C.
4	BLUE	485A
5	BLACK	GND
6	N.C.	N.C.



PIN #	WIRE COLOUR	DESCRIPTION
1	RED	+5V
2	WHITE	485B
3	BLUE	485A
4	BLACK	GND



- NOTES:**
1. REFERENCE INSTRUCTION MANUAL FOR FUNCTIONALITY.
 2. TO BE SUPPLIED IN PRESS SEAL BAG.
 3. PACKAGING AND LABELING DEFINED BY OPERATIONS AND MATERIALS.
 4. ANY CUSTOMER MODIFICATION OF THIS PRODUCT CAUSING SUBSEQUENT FAILURE IS NOT A LIABILITY OF BRIGADE ELECTRONICS GROUP PLC.
 5. FOR LATEST REVISION OF CABLE LABEL REFER TO DRAWING BE-003113-XX-15.

PROPRIETARY NOTICE
 THIS DESIGN AND TECHNICAL INFORMATION APPEARING ON THIS DRAWING IS THE PROPERTY OF BRIGADE ELECTRONICS, AND IS DISCLOSED IN CONFIDENCE. IT IS NOT TO BE COPIED, REPRODUCED, REVEALED TO OR EXPROPRIATED BY OTHERS, EITHER IN WHOLE OR IN PART WITHOUT THE EXPRESS WRITTEN CONSENT OF BRIGADE ELECTRONICS.



Assembly Pt Approval P.YANG	Approved by B.JOHN	Checked by R.BATES	Drawn by A.FEDERIGHI
Angle of Projection Third Angle	Units mm	Scale N/A	Released 21/07/15
	Status RELEASED	MDR-03GSC	
	Part No 4874	BE-003097-00-15	